



ALL THINGS NEW

STEADFAST IN FAITH • FORWARD IN HOPE

PARISH WORKBOOK
ST. AMBROSE – ST. LOUIS CITY

ABOUT YOUR PARISH WORKBOOK

- This parish workbook is designed to equip pastors and key parish leaders with data about the Archdiocese of St. Louis, your local planning area, and your parish.
- The data contained in this parish workbook has been gathered over the past twenty years from your parish and other parishes across the Archdiocese.
- This parish workbook should be used as an internal planning tool to help shape your reflections on the current strengths and opportunities for future growth of ministry and evangelization in the future.
- To help ensure accuracy of information, parishes are requested to limit the distribution of the information contained in this parish workbook to the pastor, parish staff, key parish leaders, and key advisory bodies. Information summarizing this data will be made available in the fall 2022 for parishioners across the Archdiocese.



ALL THINGS NEW PRAYER

Heavenly Father, you sent your Son Jesus as the first Evangelizer of the Good News.

Send forth the power of the Holy Spirit upon the Church of St. Louis and grant us the gift of true discernment so we may do your will in all things.

Help us be totally free to follow wherever you lead us, totally generous to be good stewards of your many gifts, and totally passionate to suffer all in order to be more closely united to you.

Commissioned by your Son and empowered by the Spirit to “Go and Make Disciples of all Nations,” strengthen us by the power of your grace as we bring the Good News of Salvation into the lives of all those we touch, so that individual hearts and all of society may be converted to you and all things might be made new.

Inspired by the apostolic zeal of previous generations, as we begin the process of planning for the future, may our only desire be to do all things for the greater glory and honor of your name and for the good of your people in the Archdiocese of St. Louis.

Through Christ our Lord.
Amen.



GUIDING TEXTS REV. 21:3-5

I heard a loud voice from the throne saying, “Behold, God’s dwelling is with the human race. He will dwell with them and they will be his people and God himself will always be with them.

He will wipe every tear from their eyes, and there shall be no more death or mourning, wailing or pain, the old order has passed away.”

The one who sat on the throne said, “Behold, I make all things new.” Then he said, “Write these words down, for they are trustworthy and true.”





GUIDING TEXTS EVANGELII NUNTIANDI (#18)

For the Church, evangelizing means bringing the Good News into all the strata of humanity, and through its influence transforming humanity from within and making it new: "Now I am making the whole of creation new."

But there is no new humanity if there are not first of all new persons renewed by Baptism and by lives lived according to the Gospel.





GUIDING TEXTS JOY OF THE GOSPEL (#27)

I dream of a “missionary option”, that is, a missionary impulse capable of transforming everything, so that the Church’s customs, ways of doing things, times and schedules, language and structures can be suitably channeled for the evangelization of today’s world rather than for her self-preservation.



STRATEGIC PASTORAL PLANNING INITIATIVE OUTCOME

Develop a plan that will make all things new enabling a vibrant Catholic presence in every square mile of the Archdiocese of St. Louis for the next century

A Renewed Church

Gospel renewal in our parishes, schools, and other ministry efforts

A Renewed Mission

Enhance our evangelization efforts to those on the margins of society

A Vibrant Future

Secure a vibrant future for the Church of St. Louis



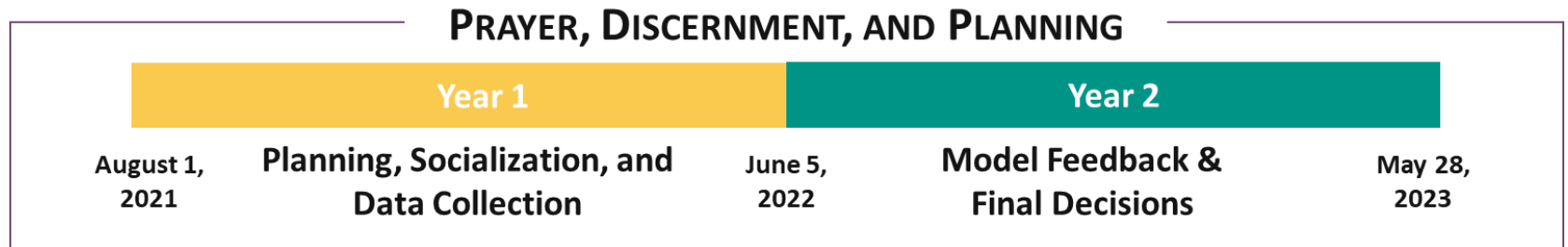
STRATEGIC PASTORAL PLANNING INITIATIVE

GOALS

1. **Unceasing Prayer.** Engage all individual Catholics to reflect upon the need for Jesus Christ in their daily lives and call upon the Holy Spirit to guide our actions to fully share the love of the Lord in every encounter.
2. **Unifying Vision.** Articulate and implement a vision for evangelization that empowers and expects every baptized Catholic to spread the Gospel message and ensures a Catholic presence in every square mile of the Archdiocese of St. Louis through missionary outreach, parish and school footprint, and dynamic leadership.
3. **Intentional Stewardship.** Define and develop a plan that will appropriately reallocate resources throughout the Archdiocese of St. Louis that will be supported by structures at the diocesan, parish, school, and agency levels to ensure long-term viability and vibrancy of the Catholic presence.



ALL THINGS NEW TIMELINE





ALL THINGS NEW

STEADFAST IN FAITH • FORWARD IN HOPE

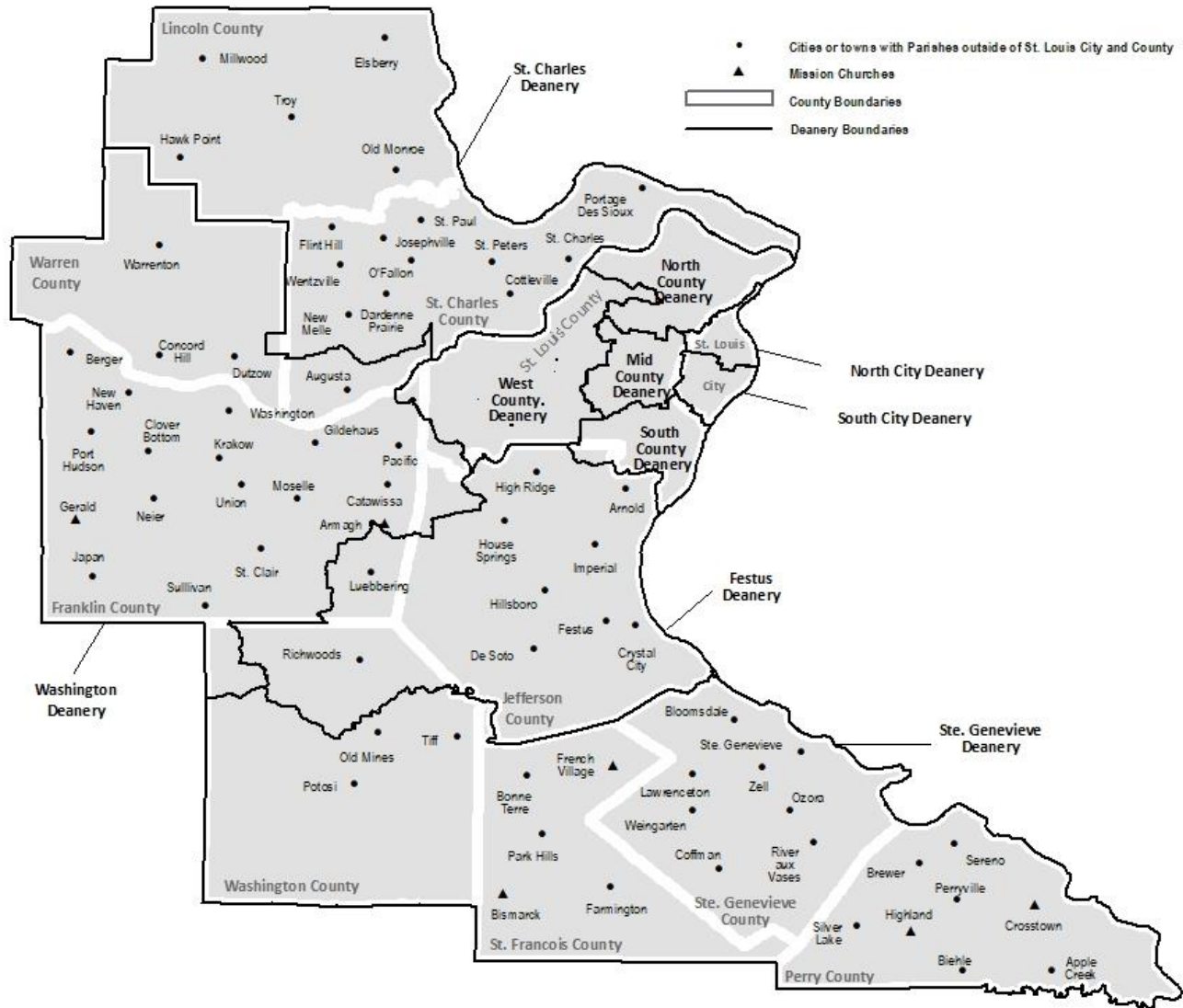
OUR DIOCESE
ARCHDIOCESE OF ST. LOUIS

ABOUT OUR DIOCESE

- The Archdiocese of St. Louis is 178 parishes encompassing the City of St. Louis and 10 surrounding counties – a large and diverse territory: urban, suburban and rural.
- Our local church has been declining for several decades as older Catholics die and there are insufficient number of young Catholics to take their place.
- This is best exemplified by the significant decline in the number of births and baptisms in our diocese.
- As our Catholic population has moved from the city to the near suburbs and from the near suburbs to the farther out suburbs, this has resulted in too few priests in large parishes and too many priests in small parishes.
- Our diocesan priests are aging and number of priests to serve our Catholic population is declining.
- Over the past decade, Mass attendance has been on a steady decline. The long-term implications of COVID are unknown, but the rebound in Mass attendance from 2020 to 2021 still leaves us 25% below pre-COVID levels.

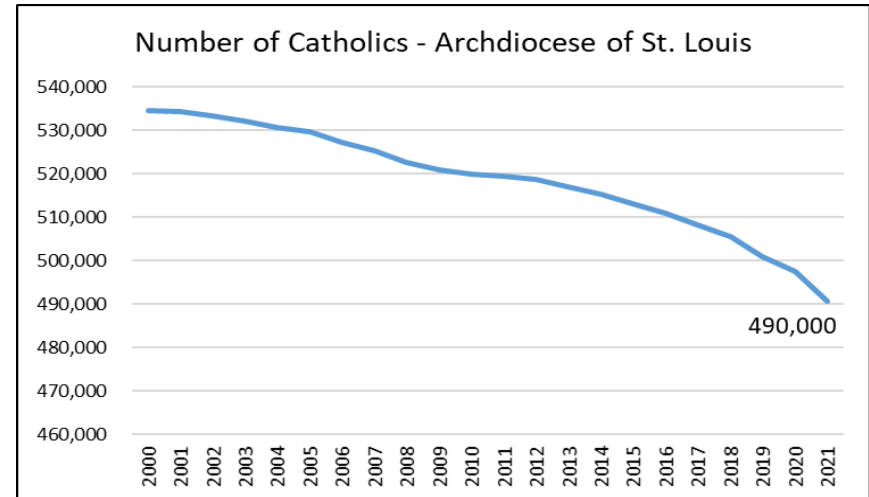


OUR TERRITORY FOR EVANGELIZATION



OUR CATHOLIC POPULATION CONTINUES TO DECLINE

- In 2021, the number of Catholics in the Archdiocese of St. Louis dipped below 500,000 for first time since the 1960s.
- We have more baptisms than funerals and we have nearly 1,000 enter the church each year. Our numbers should be growing by 2,000 per year.
- As many as 5,000 Catholics are “leaving” the Church – OR – not re-engaging in the Church after high school or college.



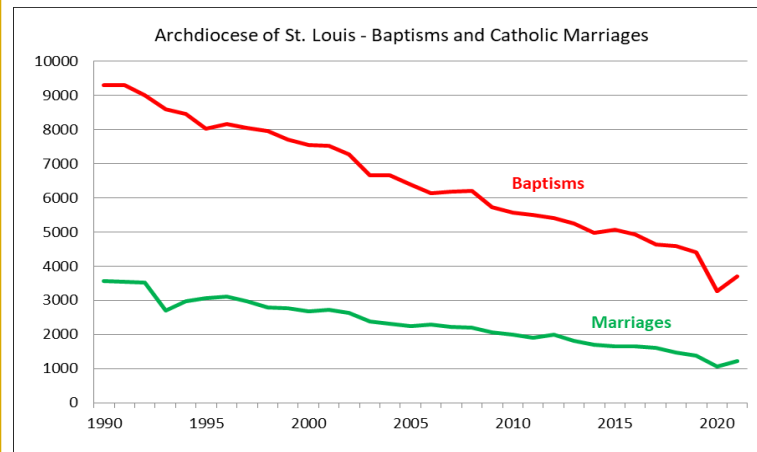
OUR CATHOLIC POPULATION IS AGING RESULTING IN FEWER YOUNG PEOPLE

The Landscape in the United States

- In the last decade, the percentage of the adult population claiming no religious affiliation (the “nones”) grew from 17% to 26%.
- In the last decade, the percentage of the millennial population claiming no religious affiliation grew from 27% to 40%.

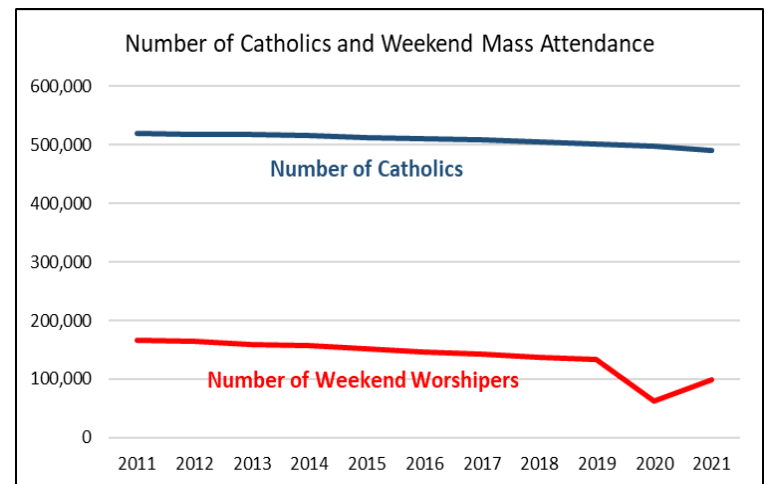
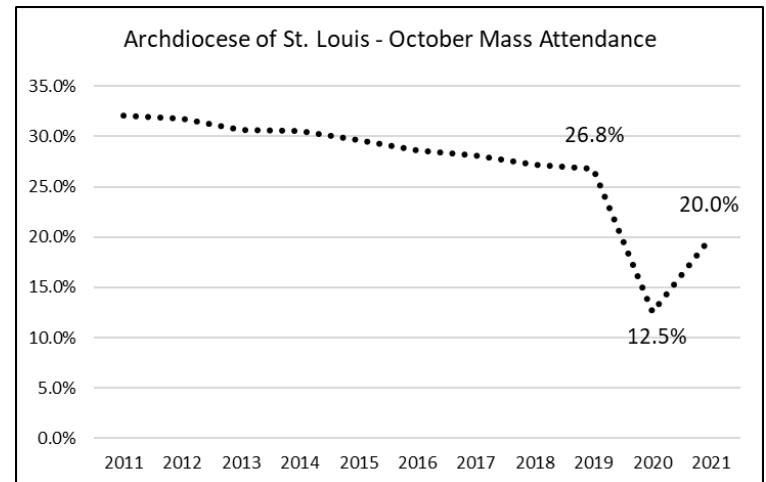
The Landscape in the Archdiocese of St. Louis

Our baptism and marriage trends reflect the national landscape, as they are half of what they were 20 years ago.



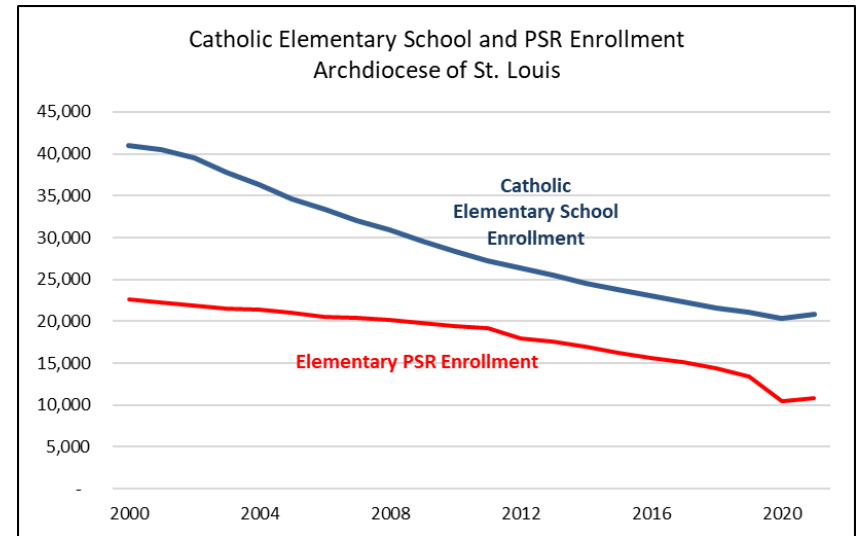
WEEKLY SUNDAY MASS ATTENDANCE CONTINUES TO DECLINE

- Prior to the COVID-19 pandemic, Mass attendance was declining between 0.5% to 1% per year.
- Mass attendance hit a record low in October 2020 which is attributed to the COVID-19 pandemic.
- While Mass attendance in October 2021 showed a significant increase from 2020, it was still 25% lower than Mass attendance in October 2019.
- In 2019, only 33% of our pews were occupied during the typical weekend Mass. By 2021, only 25% of our pews were occupied during the typical weekend Mass.



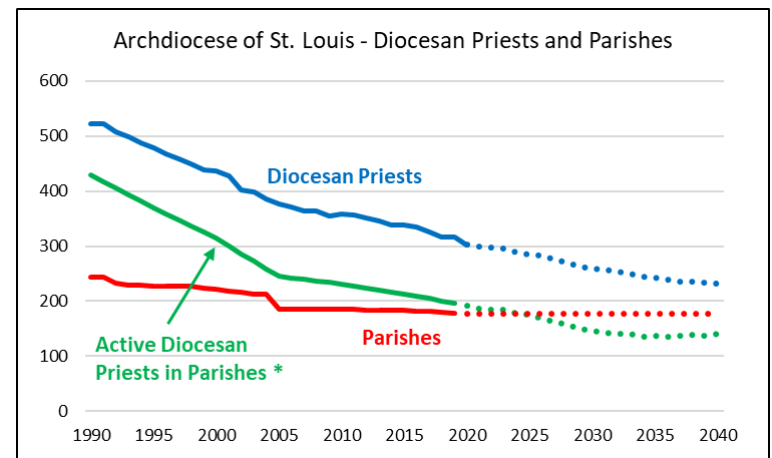
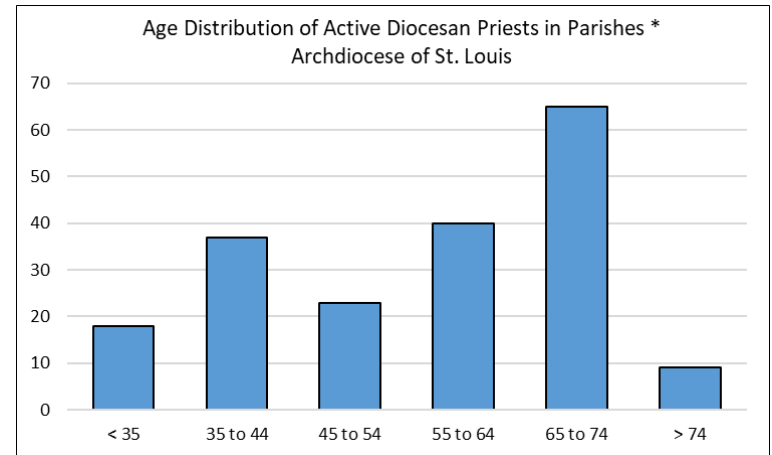
FEWER BAPTISMS HAVE RESULTED IN FEWER CHILDREN IN CATHOLIC SCHOOLS AND PSR

- Though we educate a higher percentage of children in our Catholic schools than nearly any other diocese (37%), enrollment continues to decline.
- During the last decade, PSR enrollment has declined faster than day school enrollment.
- Our current model of Catholic elementary schools cannot continue.
 - Only 40-50% of our elementary school children live in the boundaries of their parish school.
 - The cost to educate our students continues to outpace tuition increases.
 - Parish investment in our schools continues to absorb an increasing percentage of parish funds available to support other parish ministries.



OUR PRIESTS ARE AGING

- 35% of our diocesan priests (74 priests) serving in parishes are 65 years of age or older.
- These 74 priests could retire in the next 10 years.
- Though priests' retirement age is 75, the average of retirement for our diocesan priests has been 71.
- By 2026, we will have fewer diocesan priests to serve in parishes than the number of parishes we have.
- Our largest parishes will still need to be served by 2-3 priests.

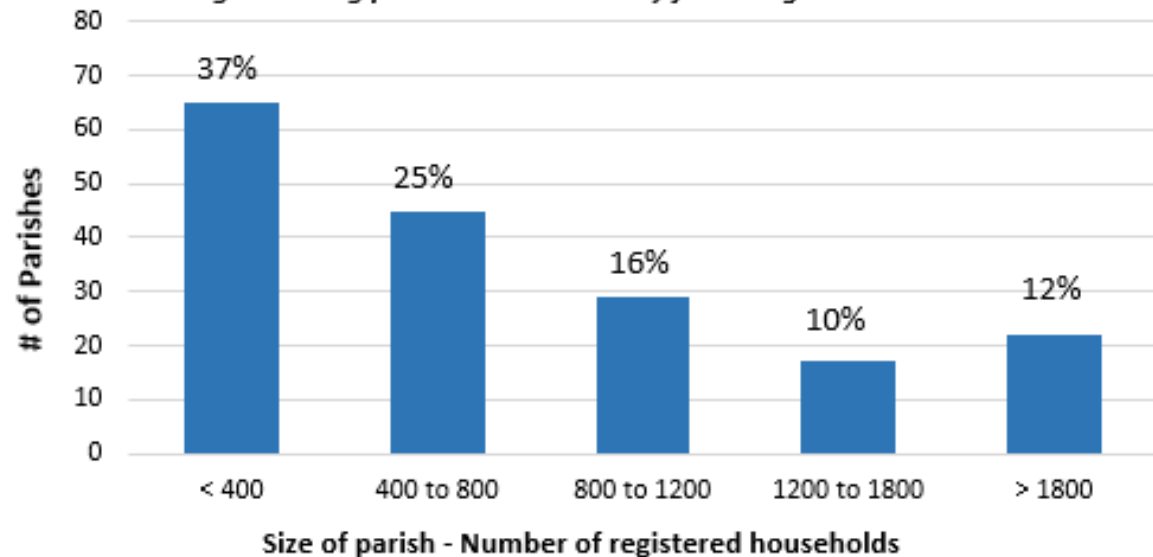


* Excluding retired priests resident in parishes



OUR FINITE RESOURCES NEED TO BE REALIGNED TO ENABLE VIBRANT MINISTRY

Smaller parishes tend to have fewer financial resources. Collaboration strategies among parishes are necessary for evangelization



| | < 400 | 400 to 800 | 800 to 1200 | 1200 to 1800 | > 1800 |
|----------------------------------|-------|------------|-------------|--------------|--------|
| Number of Priests * | 49 | 46 | 38 | 27 | 50 |
| Ratio of Parishioners to Priests | 619 | 1,416 | 1,996 | 2,704 | 3,411 |

* Includes diocesan and religious order priests



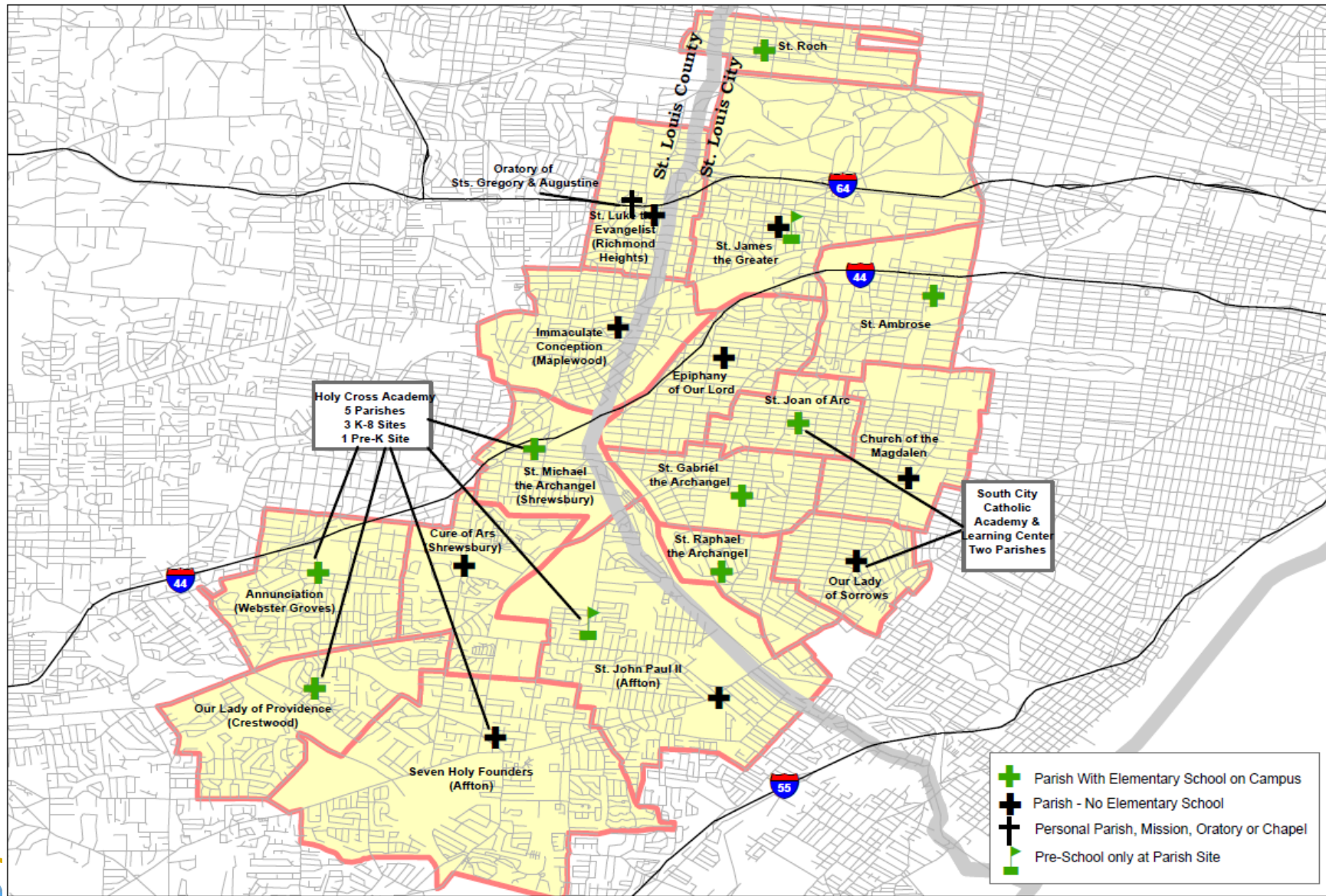


ALL THINGS NEW

STEADFAST IN FAITH • FORWARD IN HOPE

OUR PLANNING AREA
PLANNING AREA #4

OUR TERRITORY FOR EVANGELIZATION



ABOUT OUR PLANNING AREA

- The planning area is in St. Louis City and St. Louis County. The geography of this area is defined by two Interstates (64 and 44) and the River Des Peres.
- The area is made up of portions of South City, South County and Mid-County deaneries. There are 17 territorial parishes and one oratory. Currently there are 20 diocesan priests and one Parish Life Coordinator assigned to this group.
- There are six elementary schools on nine parish campuses in this planning area.
- Clusters of parishes and church buildings are a short distance from each other.



OUR PLANNING AREA IS STABLE DEMOGRAPHICALLY WITH A DECLINING CATHOLIC POPULATION

- Total population in the planning area in the 2020 census was up 2% from 2010.
- The number of renters and single people living alone is much higher than average.
 - 41% of households are renters compared to 31% for the diocese as a whole.
 - 40% of households are single people living alone compared to 30% for the diocese as a whole.
- 24% of the population is registered Catholic, which is greater than the archdiocesan average of 18%.
- Median household income in the area is \$60,579, similar to the archdiocesan average of \$60,700.



OUR PLANNING AREA DEMOGRAPHIC TRENDS

| (U.S. Census Data) | <u>1990</u> | <u>2000</u> | <u>2010</u> | <u>2020</u> |
|-------------------------|-------------|-------------|-------------|-------------|
| Population | 144,785 | 141,712 | 135,182 | 137,297 |
| <i>Percent Change</i> | | -2% | -5% | 2% |
| Households | 66,515 | 67,354 | 66,104 | 68,432 |
| <i>Percent Change</i> | | 1% | -2% | 4% |
| Population | | | | |
| White | 135,376 | 126,520 | 117,038 | 110,960 |
| <i>Percent of Total</i> | 94% | 89% | 87% | 81% |
| Black | 7,140 | 8,658 | 10,177 | 10,261 |
| <i>Percent of Total</i> | 5% | 6% | 8% | 7% |
| Other/Multi-Race | 2,269 | 6,535 | 7,967 | 16,076 |
| <i>Percent of Total</i> | 2% | 5% | 6% | 12% |
| Hispanic (not a race) | 1,740 | 2,480 | 4,005 | 5,357 |
| <i>Percent of Total</i> | 1% | 2% | 3% | 4% |
| % of Population Age 55+ | 31% | 25% | 26% | 30% |

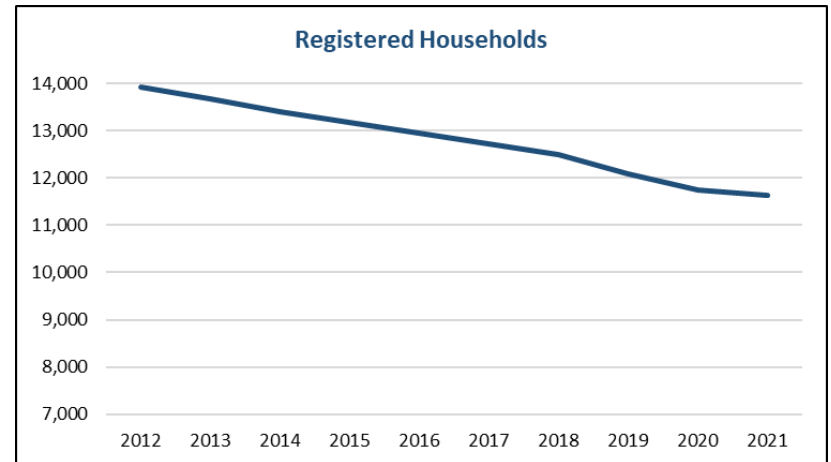
| 2020 Data | |
|---|-----------|
| <i>% of Households - Renters</i> | 40% |
| <i>% of Households - Single Person Living Alone</i> | 41% |
| Median Household Income | |
| Planning Area | \$ 60,579 |
| Archdiocese | \$ 60,700 |
| 2021 Data | |
| % of Population Registered Catholic | |
| Planning Area | 24% |
| Archdiocese | 18% |
| No. of Catholic School Children in Planning Area | 1,762 |
| 2017-2021 (Five-Year Average) | |
| % 8th Grade Students to Catholic High Schools | 89% |



OUR PLANNING AREA SACRAMENTAL TRENDS

REGISTERED HOUSEHOLDS

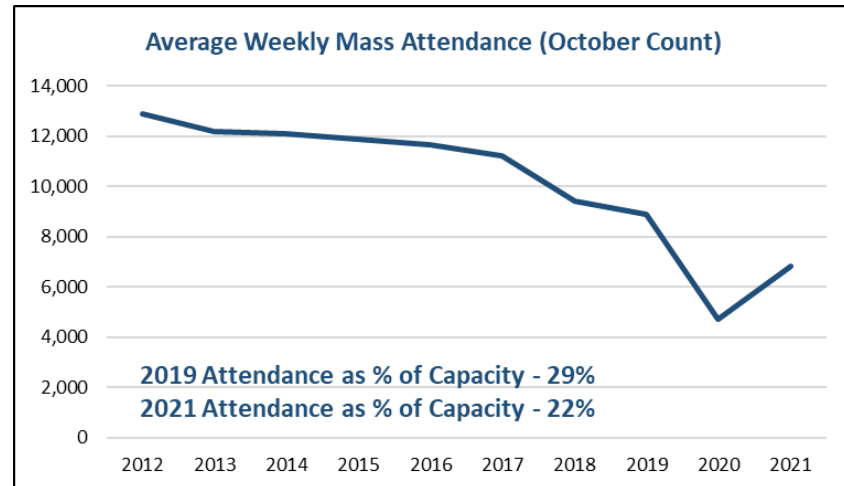
- Registered households in the planning area declined by 17% during the past decade, compared to a decline of 7% for the diocese.



OUR PLANNING AREA SACRAMENTAL TRENDS

MASS ATTENDANCE

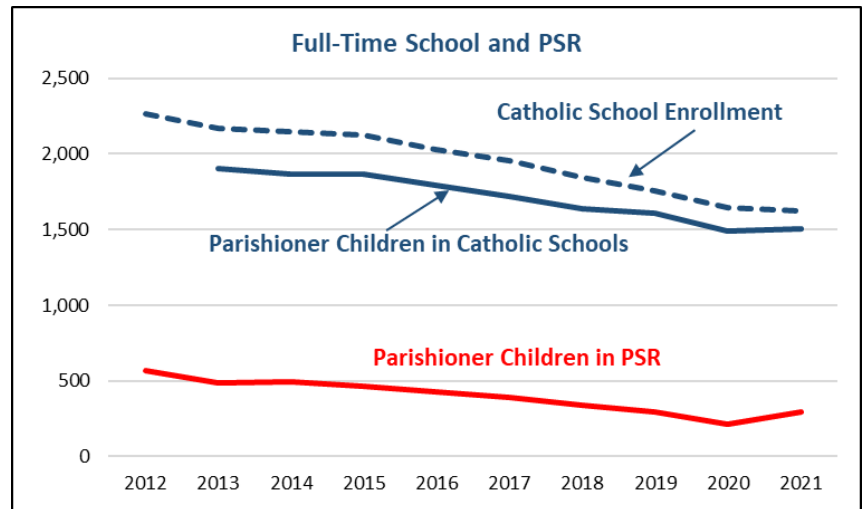
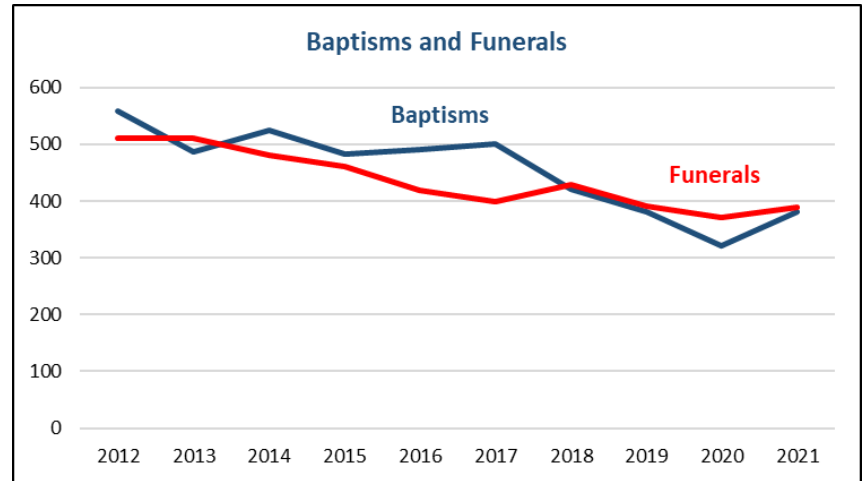
- Mass attendance declined 34% during the decade, compared to a decline of 30% for the entire diocese.
- Mass attendance as percent of capacity was below the Archdiocesan average of 35% in 2019 and 25% in 2021.



OUR PLANNING AREA SACRAMENTAL TRENDS

BAPTISMS, FUNERALS, & K-8 FORMATION

- Baptisms have tracked slightly higher than funerals except during the years impacted by COVID.
- The Catholics of this planning area have a strong preference for Catholic day schools over PSR.
- In 2021, 5 times more children receive formation in day schools.
- Yet, enrollment continue to decline for both Catholic day school (down 29%) and for PSR (down 48%), greater than the decline for the diocese as a whole.



OUR PLANNING AREA MINISTRY TRENDS

| | Registered Parishioner Households | | Number of Catholics | Weekend Mass Attendance | | Church Capacity | Baptisms | Funerals | Parishioner Children in: | |
|--|-----------------------------------|---------------|---------------------|-------------------------|--------------|-----------------|-----------------------------|------------|-------------------------------------|-----------------|
| | 2011 | 2021 | | 2019 | 2021 | | Five Year Average 2017-2021 | | Catholic Schools (Include Privates) | Traditional PSR |
| | | | 2021-22 | | | | 2021-22 | | | |
| Annunciation (Webster Groves) | 756 | 648 | 1,835 | 463 | 272 | 550 | 19 | 15 | 42 | 73 |
| Cure of Ars (Shrewsbury) | 420 | 253 | 385 | 240 | 165 | 280 | 1 | 17 | 0 | 0 |
| Epiphany of Our Lord | 812 | 603 | 1,437 | 293 | 350 | 325 | 16 | 16 | 31 | 2 |
| Immaculate Conception (Maplewood) | 304 | 288 | 595 | 196 | 80 | 360 | 6 | 9 | 12 | 0 |
| Oratory of Sts. Gregory & Augustine | 116 | 351 | 946 | 329 | 607 | 450 | 13 | 2 | 23 | 19 |
| Our Lady of Providence (Crestwood) | 728 | 620 | 1,620 | 714 | 354 | 400 | 14 | 22 | 120 | 49 |
| Our Lady of Sorrows | 1,148 | 725 | 1,730 | 407 | 288 | 900 | 23 | 27 | 73 | 21 |
| Seven Holy Founders (Affton) | 1,215 | 1,111 | 2,685 | 969 | 675 | 900 | 21 | 46 | 27 | 50 |
| St. Ambrose | 1,245 | 1,030 | 2,345 | 800 | 519 | 450 | 60 | 52 | 172 | 4 |
| St. Gabriel the Archangel | 1,535 | 1,505 | 4,310 | 1,705 | 1,127 | 900 | 79 | 36 | 505 | 6 |
| St. James the Greater | 706 | 640 | 1,410 | 203 | 168 | 400 | 19 | 9 | 34 | 0 |
| St. Joan of Arc | 1,105 | 850 | 2,150 | 538 | 660 | 600 | 40 | 32 | 83 | 6 |
| St. John Paul II (Affton) * | 1,605 | 898 | 2,250 | 599 | 358 | 650 | 24 | 48 | 108 | 29 |
| St. Luke the Evangelist (Richmond Heights) | 380 | 285 | 625 | 128 | 158 | 450 | 13 | 11 | 9 | 0 |
| St. Mary Magdalen (Church of the Magdalen) | 465 | 412 | 800 | 199 | 266 | 500 | 6 | 13 | 8 | 1 |
| St. Michael the Archangel (Shrewsbury) | 625 | 545 | 1,360 | 407 | 292 | 500 | 23 | 18 | 107 | 29 |
| St. Raphael the Archangel | 635 | 566 | 1,300 | 457 | 361 | 650 | 17 | 18 | 91 | 2 |
| St. Roch | 325 | 296 | 845 | 240 | 122 | 300 | 8 | 5 | 58 | 6 |
| TOTAL | 14,125 | 11,626 | 28,628 | 8,886 | 6,823 | | 401 | 395 | 1,503 | 297 |

* Data prior to 2019 is St. Dominic Savio and St. George combined



OUR PLANNING AREA CATHOLIC SCHOOL ENROLLMENT IS DECLINING

- The six elementary schools in this planning area enrolled 1,608 children in 2021, down 20% from 5 years ago. Only two schools, Holy Cross and St. Gabriel, have more than 200 students; all other schools have less than 200.
- The number of students going to Catholic elementary schools from the parishes in the planning area is 1,503.
- The four schools with less than 200 students draw heavily from students outside of their parish boundaries, with more than 50% coming from outside of the parishes' boundaries.
- There were 297 students enrolled in PSR in 2021, down 30% from 5 years earlier.



OUR PLANNING AREA CATHOLIC SCHOOL TRENDS

| | 2021-22 | 2021-22 | 2021-22 vs 2016-17 | 2021-22 | 2021-22 |
|---|---------------------|--|---|---|--|
| | Enrollment (K-8) | Enrollment (Pre-K) PK 3-4 & PK 4-5 | 5 Year Percent Change in (K-8) Enrollment | % K-8 Students Registered in Parish | % K-8 Students Living in Parish Boundaries |
| Holy Cross Academy (All 5 Parishes) | 409 | 142 | (28%) | 88% | 67% |
| South City Catholic Academy (2 parishes) | 179 | 34 | n/a * | 67% | 44% |
| St. Ambrose | 199 | 44 | (1%) | 72% | 45% |
| St. Gabriel the Archangel | 495 | 0 | (3%) | 95% | 68% |
| St. Roch School | 145 | 30 | (11%) | 37% | 30% |
| St. Raphael the Archangel | 181 | 49 | 6% | 48% | 26% |
| TOTAL (% Change includes schools that closed) | 1,608 | 299 | (20%) | n/a | n/a |

* School was established in 2017 from the merger of St. Joan of Arc and Our Lady of Sorrows





ALL THINGS NEW

STEADFAST IN FAITH • FORWARD IN HOPE

OUR PARISH
ST. AMBROSE – ST. LOUIS CITY

ABOUT OUR PARISH

- Originally established as an Italian mission in 1903 and a personal parish in 1907, St. Ambrose has been associated with the “Hill” neighborhood for generations. The parish is as much a part of the neighborhood as the many restaurants, bakeries, and delicatessens. Became a territorial parish in 1951.
- With the restructuring of the South City Deanery in 2005, the territory was expanded to include much of St. Aloysius and part of Holy Innocents parishes.
- The parish school has been in continuous operations since 1906.
- This is a parish of just over 1000 households. The parish church was completed in 1927 and seats 450.



ABOUT OUR PARISH

- St. Ambrose is the historic Italian parish in the “Hill” neighborhood, but the neighborhood has become more diverse as the housing stock in the area has been attractive to young first-time home buyers, who are not necessarily “churched” or Catholic.
- The number of parishioner households are declining and baptisms are still strong even if more than half are non-parishioner baptisms. School enrollment has remained stable by enrolling non-parishioner children.
- Parish investment in the school except for 2021 has generally been slightly above the recommended range. Parish finances are strong with growing reserves.



OUR PARISH AREA ATTRACTS YOUNG RENTERS AND FIRST TIME HOME BUYERS, IS LESS “ITALIAN”

- Population in the area is stable, though there are a number of “tear-downs” and houses/condos being built in former industrial parts of the area.
- Generally, the area is very attractive to young people with small “shotgun” homes.
 - 25% of the population is age 25-34
 - 41% of the households are a single person living alone.
 - 38% of households are renters.
- Median household income is \$51,900 which is below the archdiocesan average of \$60,700.
- 29% of the resident population is Catholic which is well above the archdiocesan average of 18%. This used to be a much more Catholic area with more than 50% of the population being Catholic, but new residents to the area have tended to be young and unchurched/non-Catholic.



OUR PARISH

DEMOGRAPHIC TRENDS

| (U.S. Census Data) | 1990 | 2000 | 2010 | 2020 |
|-------------------------|-------|-------|-------|-------|
| Population | 6,999 | 6,416 | 5,983 | 5,916 |
| <i>Percent Change</i> | | -8% | -7% | -1% |
| Households | 3,257 | 3,178 | 3,166 | 3,072 |
| <i>Percent Change</i> | | -2% | 0% | -3% |
| Population | | | | |
| White | 6,720 | 5,653 | 5,149 | 4,856 |
| <i>Percent of Total</i> | 96% | 88% | 86% | 82% |
| Black | 195 | 475 | 511 | 395 |
| <i>Percent of Total</i> | 3% | 7% | 9% | 7% |
| Other/Multi-Race | 84 | 289 | 323 | 666 |
| <i>Percent of Total</i> | 1% | 5% | 5% | 11% |
| Hispanic (not a race) | 100 | 110 | 153 | 255 |
| <i>Percent of Total</i> | 1% | 2% | 3% | 4% |
| % of Population Age 55+ | 35% | 28% | 27% | 29% |

| 2020 Data | |
|---|-----|
| <i>% of Households - Renters</i> | 38% |
| <i>% of Households - Single Person Living Alone</i> | 41% |

| Median Household Income | |
|-------------------------|-----------|
| Parish Area | \$ 51,855 |
| Archdiocese | \$ 60,700 |

| 2021 Data | |
|--|-----|
| <i>% of Population Registered Catholic</i> | |
| Parish Area | 29% |
| Archdiocese | 18% |
| No. of Catholic School Children in Parish Area | 123 |

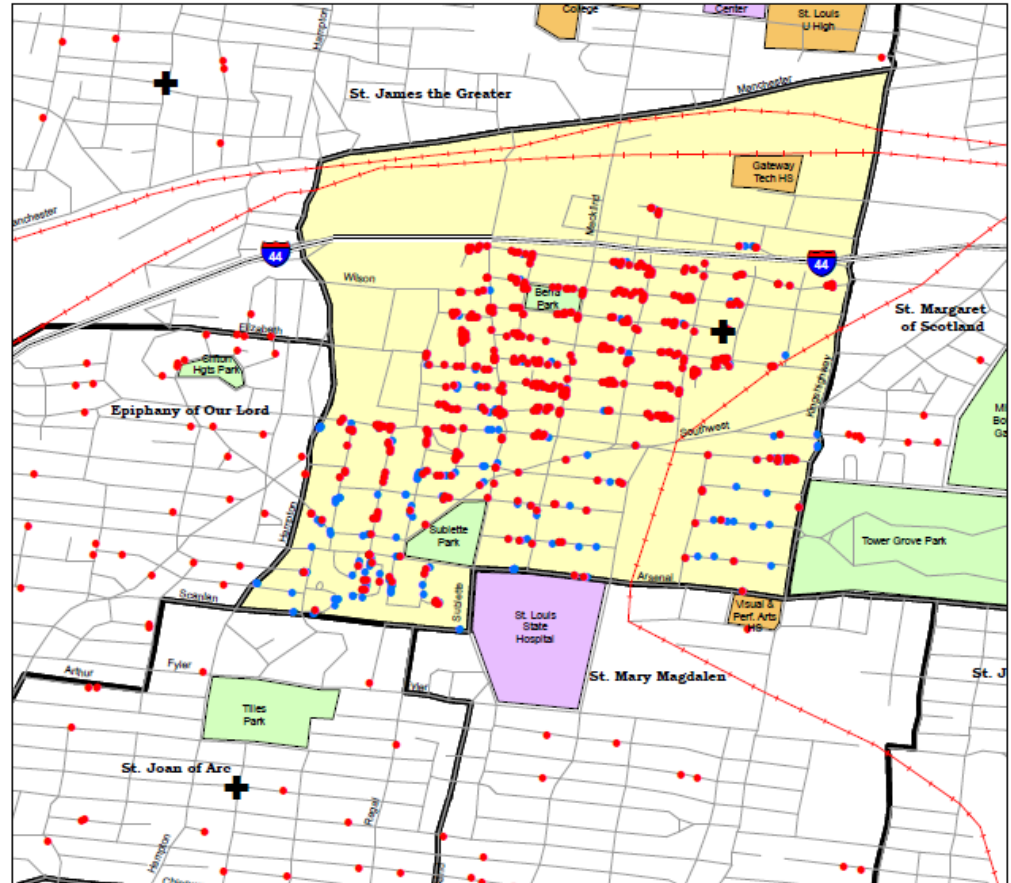
| 2017-2021 (Five-Year Average) | |
|--|-----|
| <i>% 8th Grade Students to Catholic High Schools</i> | 82% |



WHERE OUR PARISHIONERS & CATHOLICS LIVE

- Red dots are parishioner households; blue dots are Catholic households that are registered at a different parish.
- There are many more parishioner households (917) than there are Catholic households in the boundaries (660).
- This means that many more Catholic households come into the parish from outside the boundaries than leave the parish area to affiliate elsewhere.
- The parish attracts Catholics by its connection to Italian Catholics from throughout the area and from the attraction of worshipping in the Hill area.

53 Percent of parishioner households live within the parish boundaries
 73 Percent of Catholic households living within the parish boundaries are parishioners



- Parishioner Households
- Catholic households living in parish boundaries that are members of another parish

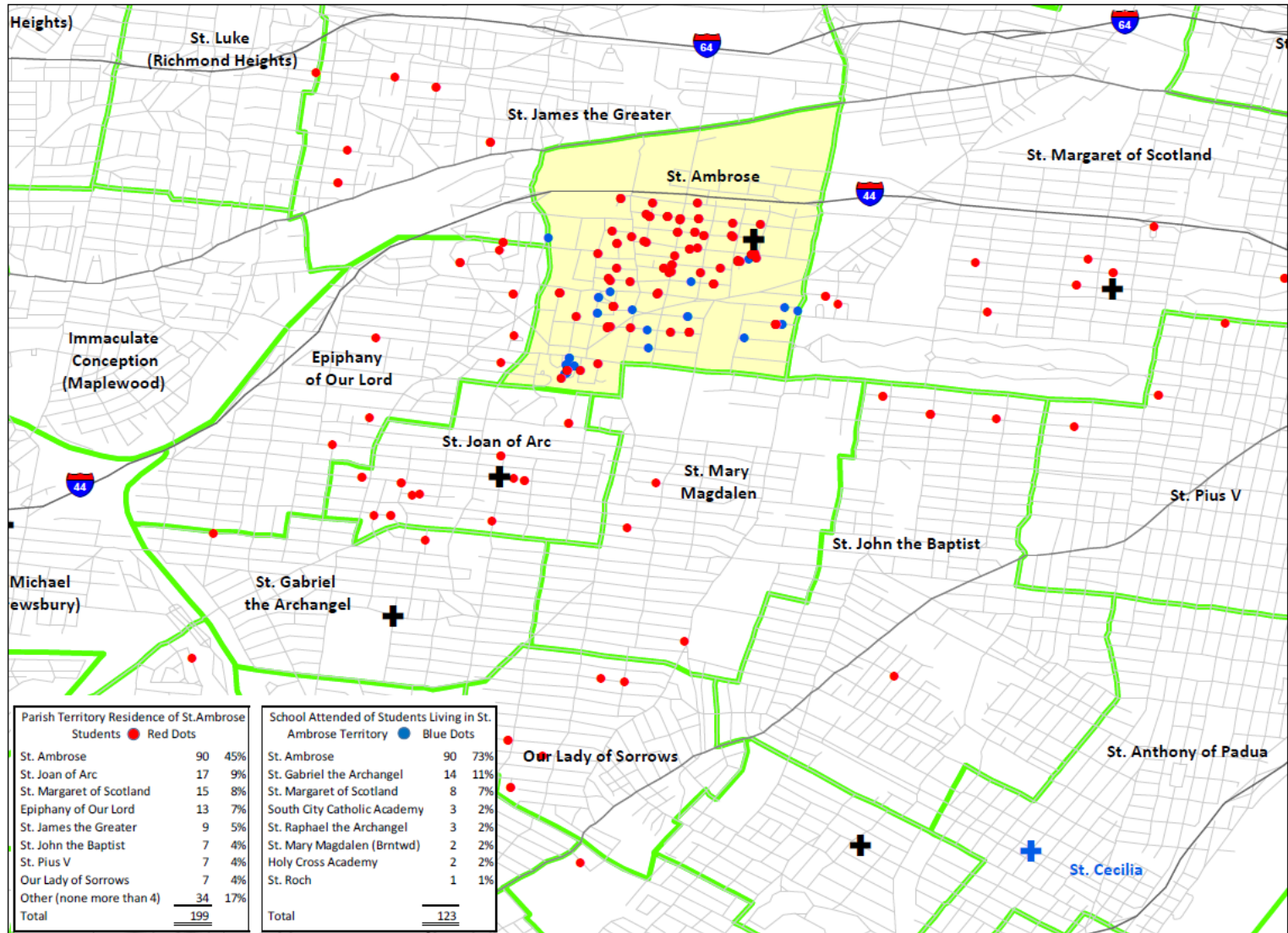
| Residence of Parishioners | | | Parish membership of households in parish boundaries | |
|---------------------------|-----|-----|--|---------|
| St. Ambrose | 485 | 53% | St. Ambrose | 485 73% |
| Epiphany of Our Lord | 45 | | St. Joan of Arc | 22 |
| St. Mary Magalen | 29 | | St. James the Greater | 19 |
| St. Joan of Arc | 18 | | Epiphany of Our Lord | 15 |
| Other | 340 | | Other | 119 |
| Total | 917 | | Total | 660 |



WHERE CATHOLIC SCHOOL STUDENTS LIVE

St. Ambrose (St. Louis City) - Residence of Students (K-8)
2021-22

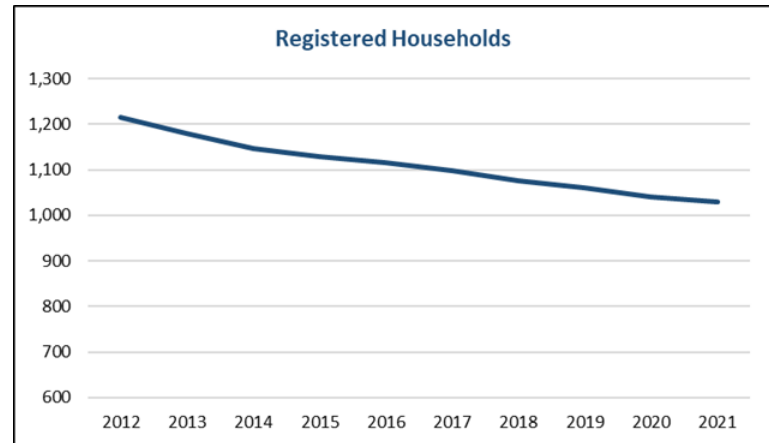
- Only 45% of the students at St. Ambrose parish school live in St. Ambrose boundaries as the school attracts students from all over the area.
- School enrollment faces a challenge because only 123 Catholic school students currently live in the boundaries of the parish and 73% of them already attend St. Ambrose.



OUR PARISH SACRAMENTAL TRENDS

REGISTERED HOUSEHOLDS

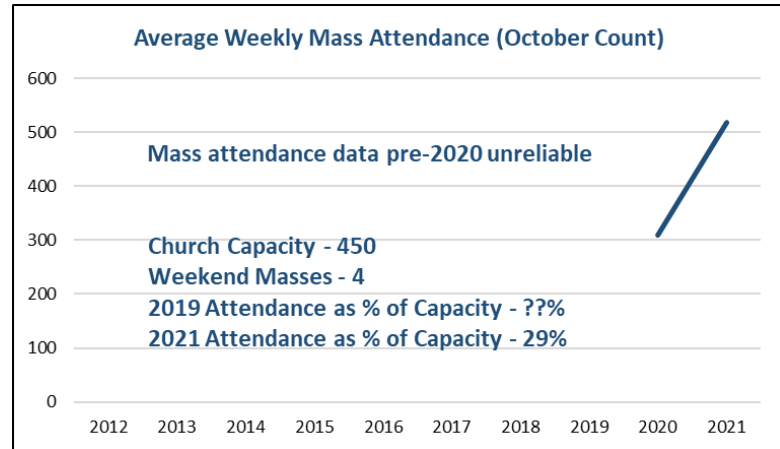
- Parish membership has continued to decline as the neighborhood has become less “Italian”.



OUR PARISH SACRAMENTAL TRENDS

MASS ATTENDANCE

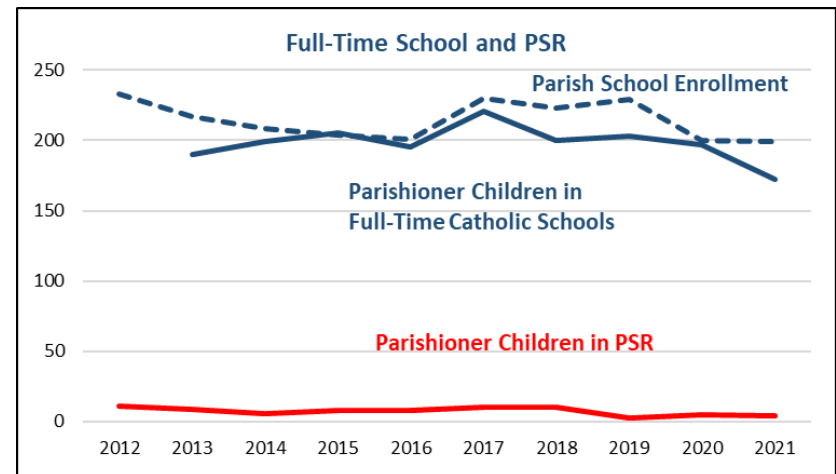
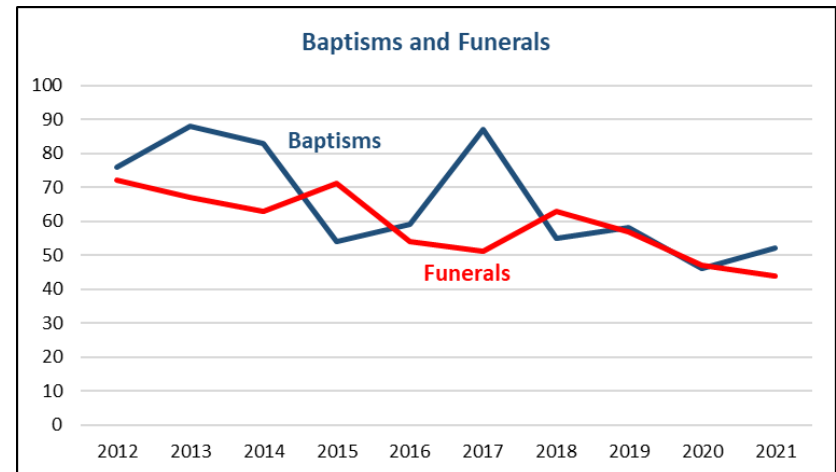
- Pre-2020 Mass attendance data was not reliable.
- Mass attendance as percent of capacity was slightly above the archdiocesan average of 25% in 2021 .



OUR PARISH SACRAMENTAL TRENDS

BAPTISMS, FUNERALS, & K-8 RELIGIOUS FORMATION

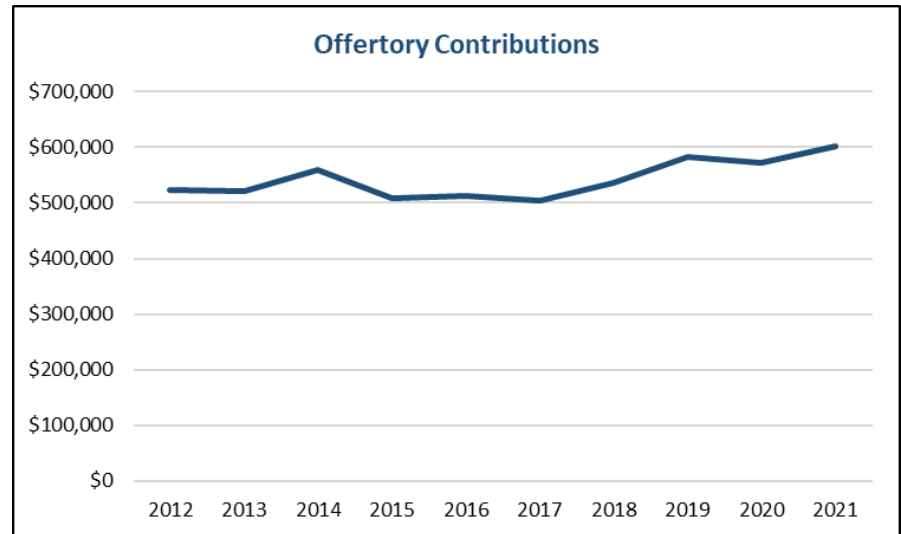
- The baptism numbers can be misleading since 60% of baptisms are non-parishioner baptisms.
- The school has been recruiting a few students from outside the parish.
- As Catholic families in the city generally do not choose public education, there are few children in PSR.
- 81% of day school graduates attend Catholic high schools



OUR PARISH FINANCIAL TRENDS

OFFERTORY CONTRIBUTIONS

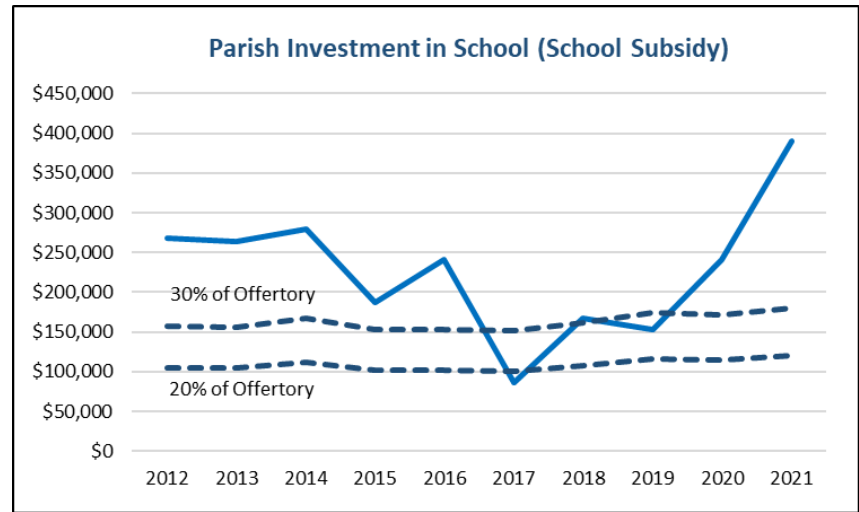
- Offertory has generally been increasing during the past decade.



OUR PARISH FINANCIAL TRENDS

INVESTMENT IN CATHOLIC SCHOOLS

- For the six years prior to FY 2021, parish investment in the school averaged 33% which was just above the recommended 20-30% of offertory.



OUR PARISH FINANCIAL TRENDS

PARISH FINANCIAL CONDITION

- Revenues have been consistently in excess of expense allowing reserves to grow.

